



KENT NEWSLETTER

Newsletter 20

NOVEMBER 2021

PRATTS BOTTOM WINTER INDOOR MEETING 3rd OCTOBER

WHERE ARE YOU? (As Delia Smith would say)

We need to move on, and we must learn to live with this virus.

Firstly, we owe a large debt of thanks to new member Roger Ashley who volunteered to tow the GER trailer from Medway to Pratts Bottom, which without his kind offer would have meant the group hiring a van for the weekend.

Thank you to the members that came in support of our first indoor meeting since January 2020 and those who came from far and wide including several from Surrey, Sussex and Chris Worby from Essex with his display layout "Crib Lane". Also, a big thank you to Sue and Gill for running the kitchen, providing breakfast for those early helpers and lunch later in the day, this effort most probably helped the group to reduce the loss what with hiring the hall etc. but thank you for those who did make donations.

It was great to see the younger members Andrew Wyld and John Dean back helping with dads Paul and John running trains as well as helping members set up and run their own trains on the day. Also, John Woollett who turned up first thing in the morning to help set up GER, and many thanks to all those others that helped on the day. It's with your help and participation we can move forward after the past 2 years.



James Dean (left) and Andrew Wyld at the controls



John Woollett inspecting his hard work

On the day it was a nice surprise, even though numbers were low, to see a wide variety of different rolling stock on display from new items to a number of self-built ones, which did cause a small problem with short circuits at one point during the day. Always check those wheels and axles are insulated, but in the end most people got to run something and for those member without a track at the moment it is a good opportunity for them to get the chance.

The next Group Meeting is at Teynham on 30th January (see more details on the last page) – Let's hope we can see more of you please?

The next page has several more photos of the Pratts Bottom meet:



Norman Caney's Tram from the East Sussex group



For lovers of American trains, a Rio Grande F7 from Alex and Wayne Evans-Addy



As always Andy and Josie Saulter from Surrey Group were with us. On the left is their quite rare LGB "Persil" rake, while on the right a front view of John Dean's Hastings DMU, which many of you would have seen in the past.




On the left, a view of the new turntable added to Chris Worby's "Crib Lane" layout. The loco is a Midland & South Western Junction Railway 2-6-0 and one of several varied prototypes that Chris has built during the lockdown periods. Some have featured in a recent G Scale Journal.

On the right is an LGB Feldbahn rake from Edward Gates who has recently joined the Society and the Kent Group. The loco makes quite a contrast in size with the F7 above.

Carol and Richard Riley - Canterbury

On the finishing straight



As in the previous Newsletter on the work Carol and Richard have been carrying out on their garden railway after years out in the elements, it was time to carry out a large amount of work to replace and renew the supporting structure. Also the modernisation of some areas to improve track beds and to increase the longevity of being out in all weathers. Many of you will have experienced areas of your railway that have succumbed to weathering and ageing, and lessons will have been learned. I made a number of mistakes when I first installed Maple Cross thinking for example of not protecting wood that I had used or not using enough cement in the mix and the first winter frost comes along, the concrete collapses and crumbles.



Richard getting the roofing felt fitted correctly and Carol doing the P Way work getting that ballast in place.


On the photos above you can see the new decking that has replaced the old decking and the new felt being installed to give the treaded decking boards more protection. All these things will increase the life of the wood. You can see the original houses put back in position and placed in a cement base to create a secure area.

Carol getting the black and grey ballasts laid and ensuring that the rails are clear and clean so rolling stock can run without any trouble, one of the jobs that takes a while to ensure it is carried out properly.



On the left-hand side of the garden looking from the main house you can see the housing repainted and in place with the newly laid ballast installed. The photo on the right shows the view looking back towards the house with the junction sending the track across the garden and creates the loops around the garden.

Come along next year when maybe we will be able to see Carol and Richards hard work this year.



Fully completed track and flowers planted



Street finished and some wiring can be seen

To think this work started in the summer of 2019 and we had an article in Newsletter number 8 with photos of the damage caused by the weather and the years of use.

Roger Ashley


New member to Garden railways and my visit to Rogers house

It's great to see a new member and the amount of work Kent members have been putting in over 202 Roger is getting stuck into his design and installation of his garden railway. On my first visit to Roger's garden I was thinking where is he going to put a railway? It amazes me what people come up with as on my next visit, Roger had designed how he was going to get a track around his garden and after a discussion with Penny his other half, it was agreed on where it could go without interfering with Penny's lovely garden. Roger has back problems and has designed it in a way that will make it easy for him to work on and operate. The photos below show how he has got around this problem in both areas the garden and his back, high track bed and the artificial grass to blend it into the surrounding garden.



One section under construction and waiting to be painted. Section in place covered with artificial grass to finish

Roger is making sections that are bolted together to form the main running track and to the left of the photo above is a raised flower bed that is going to be a station area with some points and sidings. Roger had some luck on eBay and spotted a large amount of second-hand track and rolling stock (£67). He also purchased some track at Pratts Bottom last month. The Steam outline engine was not working as it had some broken bearings, so he purchased a new engine block online. While he had it in bits Roger, having past worked in the electronics' industry, designed his own digital controls, which incorporate blue tooth controls via his mobile phone.



Prototype DCC being tested out just to ensure all worked correctly before being installed into the engine above.

What a great start with the track under construction and digital train control with all the normal things you would want to run trains and a plan ahead to see a garden railway running around a lovely garden. Maybe it will be ready for next summer and Roger has an open day?



Above Roger fitting roofing felt onto the track bed framework as extra protection for the already painted wooden frame and all these sections will be covered in the artificial grass. A long section running along the back of the garden and you can see at the far end the track is slightly narrower to provide room to pass a raised flower bed on the left and again this will be covered. The track will fully run around the garden and Roger is thinking of a section that will be hinged so you can enter the garden. He explained that this maybe a bridge.



Roger wastes nothing. He has converted and has repaired the damaged engine block from his eBay purchase into a track cleaner. He has engineered spring loaded bars in plastic blocks on both sides to push the fitted track cleaning board between the running wheels down onto the track. (see photo on the left). I think we will be seeing a lot more ideas from Roger. While I had the chance I asked him to repair the GER point control panel, where we found a fault when we got it out at Pratts Bottom after the 2 year break due to covid. A bit of a cheek but why not when we have someone that has joined the G Scale family in Kent with his skills. Thank you, Roger,

WEST SUSSEX AREA GROUP – EXHIBITION – Henfield Sunday 28th November

The West Sussex Group will be holding their next show at their usual venue, The Henfield Hall, Coopers Way, Henfield BN5 9DB, from 11am to 4pm. They have scheduled around 9 layouts to attend, including our own GER as well as KGR and other trade stands, and a second-hand stall. Except for exhibitors, catering will be limited to tea, coffee and biscuits. They recommend the wearing of a mask.

KENT GROUP WINTER MEET – Sunday 30th January 2022

We have booked Teynham Village Hall for our Winter Meet on the last Sunday of January. The format will be the familiar one with layouts, a trader and the members Bring and Buy stand. At the time of writing the confirmed line-up is as follows :

- - Kent Garden Railways
- - Podwórko Woźnica – Glenn Allen's Polish layout
- - Hopfields – Kent Group 16mm Association layout
- - GER – our Group track
- - Bring and Buy stand

Over the next few weeks we will firm-up other layouts but if you have anything that you would like to display then do get in touch with Roger Allen sooner rather than later. Further details will be circulated to all members.

KENT GROUP – Annual General Meeting

As usual the AGM will be held during the Winter Meet on 30th January. The formal Notice of meeting and then background papers will be circulated separately nearer the event but in the meantime we need **Kent members to focus on how they can help the Group and indeed ensure that it continues.**

Each year we ask you to consider becoming a committee member and become involved in the planning and running of Group activities. **The role is not arduous** but each year there has been no response to this plea. The current committee members have all been in post for at least 7 years and some for double that time. They all do a good job but the committee finds itself through an understandable combination of health; work; and other activities to be short of regular active involvement in running the Group.

When the formal papers are circulated you will be once more be asked if you are prepared to become a committee member. The position is that we need at least two members to come forward before the January 2022 AGM in order to maintain our range of current activities. **Without this support we will probably need to scale-back on what we do. Please think seriously on how you can help.**

MEMBERSHIP RENEWAL

The Winter edition of the G Scale Society Journal is due to be despatched at the end of November. Doubtless it will contain information on subscription renewal for those members whose membership expires on 31st December. Renewal will be at the revised subscription levels approved at the May 2021 AGM.